

# CPG(H) 2HP GRINDER

## FEATURES/BENEFITS

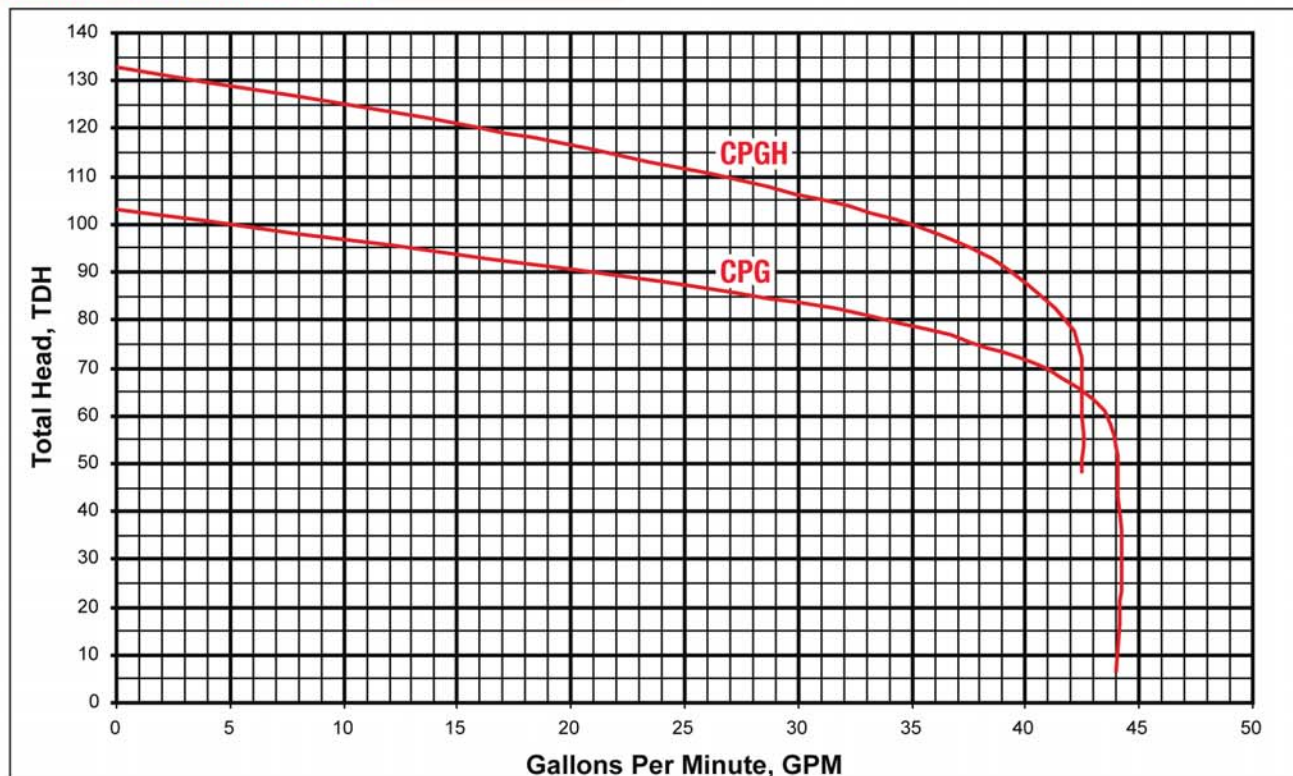
- Performances
  - Heads Up To 133 TDH
  - Flows Up To 44 GPM
- Grinds Sewage And Discharges Through 1-1/4" Pipe
  - Gives A More Economical And Feasible Method To Get Wastewater To A Collection Facility
- Internal Or External Capacitor Start/ Capacitor Run Motor
  - Non Overloading
  - High Starting Torque
  - Internal Overload Protection
- Oil Filled Motor
  - Maximum Motor Cooling
  - Even Distribution Of Heat
  - Constant Bearing Lubrication
- Quick Disconnect Power Cord & Seal Failure Cord
  - Prevents Water From Entering The Motor Housing
  - Easy To Replace
  - Up To 50' Lengths Available
- Heavy Duty Cast Iron Construction
- 440 SST (56-60 Rockwell) Cutter Assembly
  - 24,000 Cuts/ Second – 1.5 Million Cuts/Minute
- Vortex Impeller
  - Provides Non-Overloading Performance
  - Prevents Clogging
- Shaft Seals
  - Double Seal Design For Longer Life
  - Upper Carbon Ceramic
  - Lower Silicon Carbide
- Every Pump Is Tested
  - Ensures The Pump Meets Head and Flow Requirements
- Piggy Back Float Switch
  - No Need For A Control Panel
- Adjustable/ Removable Legs
- Optional Seal Failure
- Easy To Install
- Quick Delivery
- Complete Packages With or Without Rail Systems

## APPLICATIONS

- Residential/Commercial Developments, Wastewater Transfer, Hospitals, Motels, Apartments, Schools, Churches, Universities, Campgrounds, Office Complexes



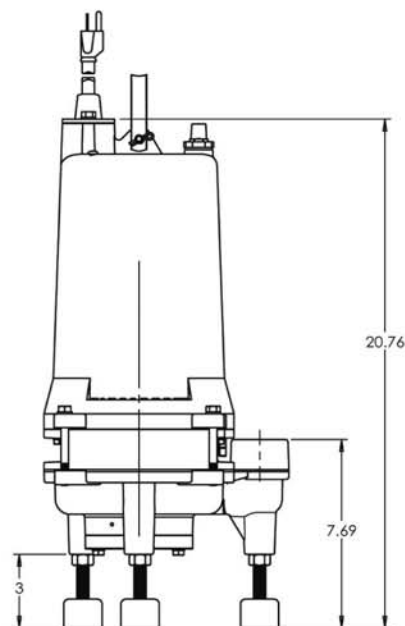
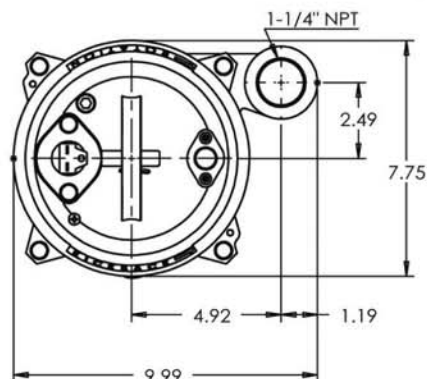
## PUMP PERFORMANCE CURVE



# CPG(H) 2HP

## GRINDER

<b>DISCHARGE</b>	1-1/4" NPT. Vertical
<b>SOLIDS HANDLING</b>	3"
<b>LIQUID TEMPERATURE</b>	150 Degrees F. (Intermittent)
<b>MOTOR HOUSING</b>	Cast Iron
<b>VOLUTE</b>	Cast Iron
<b>SEAL PLATE</b>	Cast Iron
<b>IMPELLER</b>	Cast Iron/Vortex
<b>SHAFT</b>	416 Stainless Steel
<b>SHAFT SEAL (SINGLE SEAL)</b>	Silicon Carbide- Silicon Carbide Buna-N-Elastomer 300 Series Stainless Steel – Hardware
<b>SHAFT SEAL (DOUBLE SEAL)</b>	Tandem Double Mechanical Upper/ Carbon-Ceramic Lower/ Silicon Carbide-Silicon Carbide Buna-N-Elastomer 300 Series Stainless Steel - Hardware
<b>BEARING (UPPER &amp; LOWER)</b>	Single Row, Ball, Oil Lubricated
<b>HARDWARE</b>	300 Series Stainless Steel
<b>O-RINGS</b>	Buna-N
<b>CORD</b>	20' Length Standard, Up to 50' Available UL/CSA (SJOW) 14/3 (.375 OD) Quick Disconnect Pin Terminals *UL/CSA (SO) 14 Ga. (.60 OD)
<b>MOTOR (SINGLE PHASE)</b>	3450 RPM. 60 Hz NEMA L Includes Overload Protection In The Motor. Oil Filled, Class F Capacitor Start / Capacitor Run
<b>WEIGHT</b>	85 lbs Manual (Double Seal) 75 lbs Manual (Single Seal)



Model	HP	Volts	Phase	Amps	Cord Length	Switch	Seal	Cap Config.
CPG(H)2022(A)	2	230	1	15.0	20	Manual (Automatic)	Single	With Caps
CPG(H)2022DS(A)	2	230	1	15.0	20	Manual (Automatic)	Double	With Caps
CPG(H)2002DSL	2	208	1	17.0	20	Manual	Double	Less Caps
CPG(H)2092DSL	2	208	3	11.0	20	Manual	Double	Less Caps
CPG(H)2022DSL	2	230	1	15.0	20	Manual	Double	Less Caps
CPG(H)2032DSL	2	230	3	9.0	20	Manual	Double	Less Caps
*CPG(H)2042DSL	2	460	3	4.5	20	Manual	Double	Less Caps